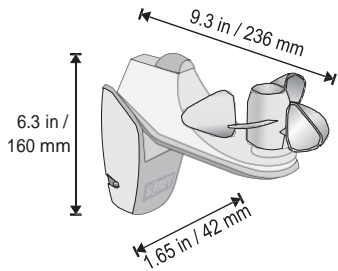


EOLIS & SOLIRIS SENSORS

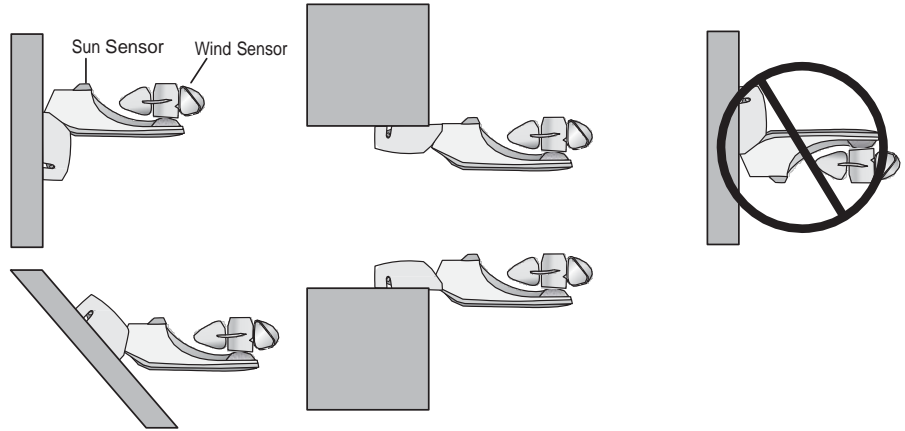
Installation Diagrams

DIMENSIONS



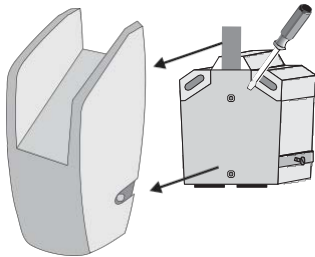
EOLIS - CAT NO.: 9101481 (6150545)
 SOLIRIS - CAT NO.: 9101475 (6150518)

MOUNTING

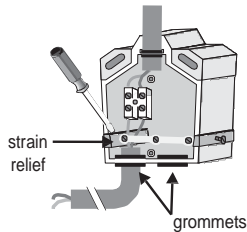


WIRING

1. Remove Cover and unscrew plate over wiring

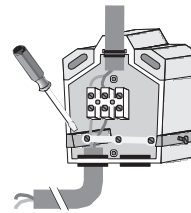


2. Take out black grommets and loosen the strain relief

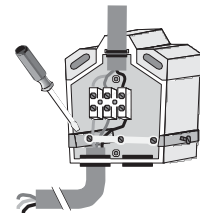


3. Connect wires as indicated

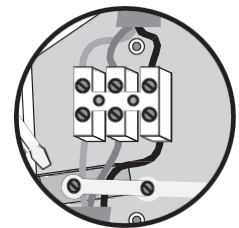
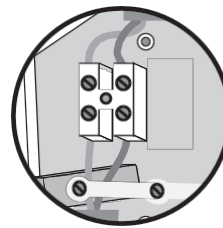
COLOR	CODE
	BLACK
	BROWN
	BLUE



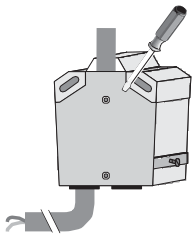
EOLIS
wind only



SOLIRIS
sun & wind



4. Replace wire cover



5. Mount to wall and replace cover

